

# Holiday Homework for class I

## (2025-26)

### 1. English

- a)** Help your child develop her reading skill by giving her story books to read.
- b)** Revise 'Prepositions' – in, on, under, near. Attempt the given worksheets independently. (worksheets attached)  
Paste the completed worksheets in the language copy. (black and white printout)
- c)** Write fluently – Do cursive writing practice in 'Write Fluently – I' till page 40. Mention the dates on each page.

### 2. Maths

- a)** Learn and write Numbers from 1-100 in the rough notebook.
- b)** Revise all the concepts from 1-100.
  - Number names
  - Before and after
  - Missing numbers
  - Ascending/descending order
  - Greater/less than ( $>$ ,  $<$ ,  $=$ )
- c)** Make a model of an ABACUS. Refer to the video attached in the link. Use **red** beads for Hundreds, **blue** beads for Tens and **green** beads for Ones.  
<https://youtu.be/PNqLY1YPog4?si=V9jNyl8VNHpNcye6>

### 3. EVS

- a)** Revise all the lessons covered in class for the upcoming PT1 in July. Read all lessons well and learn all written work done in EVS notebook.
- b)** Help your child develop these life skills during summer break so that they become independent. These life skills will also help in developing their motor skills.
  - Tie a shoe lace.
  - Buckle/unbuckle their school belt.
  - Button/unbutton shirt.
  - Turn pages and finding out the required page in a book.
  - Change their clothes
  - Brush their teeth
  - Make a simple bread-butter sandwich.Spend time doing what you enjoy! (Cycling, art and craft, dance, swimming etc)

**c) Project** – Help your child to make a project (as shown) on 'Our Helpers.' Also mention the names of helpers along with their pictures/cut outs. You can make changes or enhance it as per your wish, the sample is attached.



#### 4. Hindi

क) पीटी 1 का पाठ्यक्रम याद करेंगे।

ख) चार अक्षर के शब्द ,आ मात्रा के शब्द, इ मात्रा के शब्द से संबंधित प्रत्येक मात्रा के 5 - 5 फ्लैश कार्ड बनाकर लाएंगे।

ग) हिंदी सुलेखन पुस्तक पृष्ठ संख्या 1,2,3,4,5,6,7,8,9,10 तक पूरा करेंगे ।

#### 5. Art and Craft

##### a) Button Tree

Draw a tree trunk and branches. Use colourful buttons to make leaves and fruits.

##### b) Tissue Paper Art

Tear coloured tissue paper into pieces and paste them to fill in a picture (like a balloon, rainbow etc).



**NOTE** – Kindly utilize the summer break for the preparation of PT1 assessment. PT1 is beginning from mid-July.

# On, In, Under

Look at the picture. Circle the correct preposition.

 <p>on in under</p>	 <p>on in under</p>	 <p>on in under</p>
 <p>on in under</p>	 <p>on in under</p>	 <p>on in under</p>
 <p>on in under</p>	 <p>on in under</p>	 <p>on in under</p>
 <p>on in under</p>	 <p>on in under</p>	 <p>on in under</p>
 <p>on in under</p>	 <p>on in under</p>	 <p>on in under</p>

## WORKSHEET – 2

Choose the correct preposition to complete each sentence.

1. The books are \_\_\_\_\_ the shelf.

A. on                      B. in                      C. under



2. The flowers are \_\_\_\_\_ the vase.

A. on                      B. in                      C. under



3. The bird is flying \_\_\_\_\_ the sky.

A. on                      B. in                      C. under



4. The pencil is \_\_\_\_\_ the desk.

A. on                      B. in                      C. under



5. The cookies are \_\_\_\_\_ the jar.

A. on                      B. in                      C. under



6. The ball is \_\_\_\_\_ the box.

A. on                      B. in                      C. under



7. The hat is \_\_\_\_\_ the table.

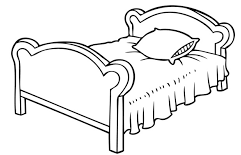
A. on                      B. in                      C. under



Fill in the blanks.  
(in, on, under, near)



1. The cat is \_\_\_\_\_ the table.



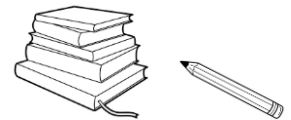
2. The girl is \_\_\_\_\_ the bed.



3. The apples are \_\_\_\_\_ the basket.



4. The dog is sleeping \_\_\_\_\_ the table.



5. The pencil is kept \_\_\_\_\_ the books.










6. The boy is standing \_\_\_\_\_ an umbrella.



# DAYS OF THE WEEK

What day comes next/before?

1.		Wednesday	Thursday	
2.			Friday	Saturday
3.		Sunday		Tuesday
4.			Tuesday	Wednesday
5.		Friday		Sunday
6.		Tuesday		Thursday
7.		Thursday	Friday	

## Months of the Year

October July May November January December  
June March August September April February

List the months in the correct order.

- |          |           |
|----------|-----------|
| 1. _____ | 7. _____  |
| 2. _____ | 8. _____  |
| 3. _____ | 9. _____  |
| 4. _____ | 10. _____ |
| 5. _____ | 11. _____ |
| 6. _____ | 12. _____ |

What month is it now? \_\_\_\_\_

How many months are there in a year? \_\_\_\_\_

When is your birthday? \_\_\_\_\_

What is the date today? \_\_\_\_\_

How many days are there in a week? \_\_\_\_\_